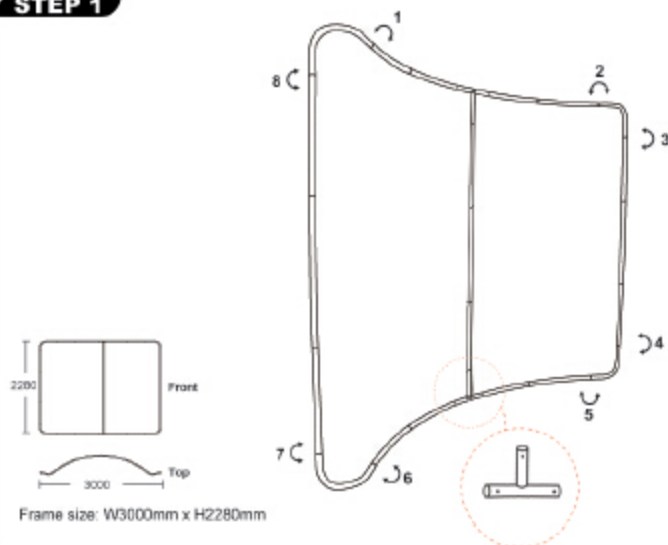


INSTALLATION STEPS

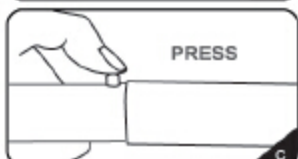
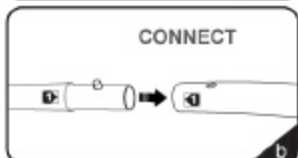
INE184066

TEXstyle Curved Fabric Display System

STEP 1

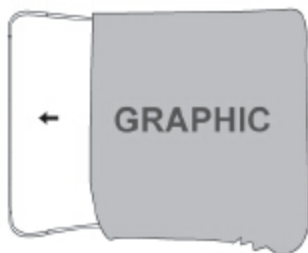


Frame size: W3000mm x H2280mm

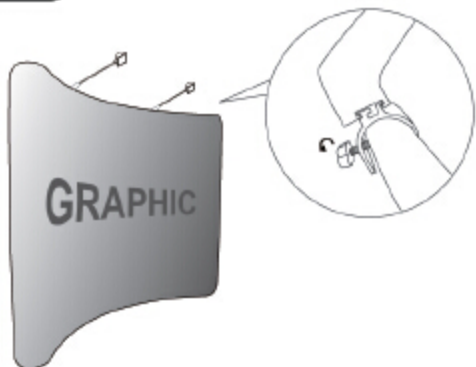


If button cannot be depressed, gently ease tube backwards and forwards until button can be depressed.

STEP 2



STEP 3



Optional accessories :



a. INE184030 LED Light Kit/Pair

b. INS184740 TEXstyle Light Bracket



CAUTION:
PLEASE READ THE INSTRUCTIONS BEFORE INSTALLING PRODUCTS

We operate a policy of continuous improvement and we reserve the right to alter products and specifications to reflect this without prior notice